

SWISSPEARL

Roofs





Index

About Swisspearl

Material & Sustainability	25-26
Tradition & Strong Values	27-28

Product Ranges

Slates	
Gottardo	33-34
TEC+	35-36
Smooth Straight	37-38
Smooth Dressed	39-40
Textured Dressed	41-42
Corrugated Sheets	
Ondapress 36	45-46
Ondapress 57	47-48
W 130 - 8 W 130 - 9	49-50
W 146 - 8	51-52
W 172 - 7	53-54
W 177 - 5.5 W 177 - 6.5 W 177 - 7	55-56
P 6	57-58

Product Ranges


Large Format	
Tectolit Lap	61-62
Tectolit Flat	63-64
Plancolor	65-66
Structa	
Structa	69-70
Concrete Tiles	
Concrete Tiles	73-74

Solar

Sunskin Roof Lap	77-78
------------------	-------

Service

Warranty & Material properties	79
Advice	80























Respect for People and the Environment



Fascination with fibre cement – a highly resistant and durable building material

Fibre cement has long been an excellent material for design and construction due to its wet formability and exceptional strength when dry. Its durability and reliability are achieved through a precise material composition that is subject to constant research and further development. The production process is a combination of many years of experience in traditional manufacturing and innovative further developments based on the latest findings.



Our fibre cement consists of cement, pulp, water, plastic fibres and air. The combination of these ingredients results in a durable building material that is also lightweight compared to other cement materials. Holding the material reveals its homogeneous nature and surface quality. Its appearance highlights the unique character and natural texture.



Fibre cement is an extremely versatile material that can be used in a variety of ways. Optimally coordinated raw materials and a consistent inventive spirit form the recipe for success of a product that has remained on trend for over 100 years and has become an integral part of architecture.

Tradition and Innovation – We Build on Strong Values



As a Swiss family-owned company, we think in terms of generations and have been doing what we do best for decades: With curiosity, passion and commitment, we create innovative and durable fibre cement products for facades, roofs, interior finishing and gardens.

Today, the Swisspearl Group is headquartered in Niederurnen, in the heart of the Swiss Alps. One of the first production facilities for fibre cement was founded here in 1903. The success story of our fibre cement began in Vöcklabruck in 1894. The place where it was invented by Ludwig Hatschek.

Today, the traditional production process is combined with state-of-the-art technology. We are proud of our leading position in the innovation and technology of this material, which is used worldwide in the design of architecture and living spaces.

Swisspearl stands for Swiss quality – worldwide.



It is our goal to become the number one in the field of high-quality fibre cement. By always aiming that little bit higher, with a mindset that is always ahead of the game, and achievements that always go a little further than others on the market, we transform living spaces into dream homes.

However, there is much more to over 125 eventful financial years, namely pioneering spirit, expertise and the courage to break new ground – for a stable future.



Every step counts in construction projects. This also applies to manufacturers. Thanks to the long tradition behind our group of companies, experienced employees are able to produce high-quality fibre cement products from optimally coordinated raw materials with expertise, precision and craftsmanship. The interplay between tradition and innovation has made the use of fibre cement products possible in buildings all over the world for over 100 years.



SWISSPEARL
PRODUCT RANGE



ROOF SLATES

Fibre cement slate offers various advantages: It is made from environmentally friendly, recyclable raw materials. Thanks to its low weight, roofing work can be carried out very quickly and efficiently. A special coating makes roofs particularly weather-resistant and ideally suited to changing climatic conditions.

GOTTARDO SLATES



Roofing slates from the Gottardo series are a true classic of Swiss building culture. The small-format, grey based slate is inspired by alpine architecture. It is available in seven natural, opaque colours and gives roofs a delicate, elegant appearance. Thanks to its full coating and particularly high-quality finishing, it is optimally prepared even for challenging weather conditions.

A particularly high-quality finish guarantees long-lasting durability even in the highest mountain regions. Its sophisticated fastening technology has proven itself over decades: Particularly versatile and can be installed from a roof pitch of just 15°, it is suitable for properties of all kinds.



Vista Residence, Amden, Switzerland. Architect: RWPA Architekten ETH ZFH SIA, Winterthur, Switzerland. Photographer: Theo Herzog, Thal, Switzerland.

Technical data

Panels

Base panel: Grey based.
Coating: Opaque.

Slate format (width × length)

400 x 720 mm, 400 x 600 mm, 400 x 400 mm,
300 x 400 mm, 720 x 400 mm, 600 x 300 mm,
panel thickness 5 mm.

For a detailed summary of the sizing and colour options, please refer to our website.

Colours

7 standard colours.

Roof pitch

Can be used from an inclination of 15 degrees. (depending on the product and country-specific requirements)

Panel weight m²

Due to the different conditions depending on the format and country-specific requirements, this information can be found in the technical data sheets.

Mounting

Nailed or fastened with hooks.

Technical data


Detailed information can be found in the DIM – “Design and Installation Manual”.




Natural Grey




Anthracite 6515



Anthracite 6520



Amber 2010



Anthracite 6510



Anthracite 6505



Anthracite 6650

SLATES TEC+




TEC+ is a roof panel with a minimalist design and matt surface. A clear reduction to the essentials gives TEC+ its unmistakable look. Pure. Aesthetic. Functional. Thanks to its 6-sided acrylate coating, it is optimally prepared even for challenging weather conditions.

The TEC+ roof panel is available in 6 stylish colour variants and allows maximum design freedom in planning.



House Rothenbach, Schwarzenberg, Austria. Architect: Baumeister Jürgen Haller GmbH, Mellau, Austria. Photographer: Albrecht Imanuel Schnabel, Rankweil, Austria.



Technical data

Panels

Base panel: Through coloured.
Coating: Opaque.

Panel format (width × length)

Rectangular:
300 x 400 mm, 400 x 600 mm, 600 x 400 mm,
panel thickness 4.8 to 5.4 mm.

Rhombus and Rhombus Stencil:
400 x 440 mm, panel thickness 5.2 to 5.4 mm.

Stone Shingle:
194 x 385 mm, panel thickness 4 mm.

Square:
400 x 400 mm, panel thickness 4.8 mm.

For a detailed summary of the sizing and colour options, please refer to our website.

Colours

6 standard colours. (Stone shingle is only available in Black 6650)

Roof pitch

Can be used from an inclination of 13 degrees. (depending on the product and country-specific requirements)

Panel weight m²

Due to the different conditions depending on the format and country-specific requirements, this information can be found in the technical data sheets.


Mounting

Nailed or fastened with hooks.

Technical data

Detailed information can be found in the DIM – “Design and Installation Manual”.

SLATES SMOOTH STRAIGHT



Smooth Straight is a fibre cement roofing slate with a smooth surface and smooth edges. The flat overlap profile creates a particularly sleek appearance. The grey based panels are available in five timeless colours.


Manufactured to the highest European standards, the slate combines light weight and durability. It is easy to install and offers the ideal economical alternative to natural slate.



Family House Pulečný, Pulečný, Czechia. Architect: Domesi s.r.o., Prague, Czechia. Photographer: Lina Németh, Czechia.



Slate Black



Slate Graphite



Red



Slate Brown



Slate Grey

Technical data

Panels

Base panel: Grey based.
Coating: Opaque.

Panel format (width × length)

240 x 400 mm, 270 x 400 mm,
400 x 400 mm, 320 x 450 mm,
300 x 450 mm, 300 x 600 mm,
320 x 600 mm, 400 x 600 mm,
600 x 600 mm, panel thickness 4 mm.

400 x 440 mm, panel thickness 5.2 mm.

For a detailed summary of the sizing and colour options, please refer to our website.

Colours

2 standard colours (Slate Black and Slate Graphite) and 3 special colours.

Roof pitch

Can be used from an inclination of 18 degrees. (depending on the product and country-specific requirements)

Panel weight m²

Due to the different conditions depending on the format and country-specific requirements, this information can be found in the technical data sheets.

Mounting

Nailed or fastened with hooks.

Technical data

Detailed information can be found in the DIM – “Design and Installation Manual”.

SLATES SMOOTH DRESSED




Smooth Dressed is a roofing slate with a smooth surface and dressed edges that capture the elegance of a slate roof. Once laid, it creates a harmonious, flat appearance that lends any roof a high-quality simplicity. Smooth Dressed also offers all the advantages of fibre cement: lightweight, fireproof, weather-resistant and durable.

The grey based panels are available in two authentic, dark slate shades.



Slate Black



Slate Graphite

Technical data

Panels

Base panel: Grey based.
Coating: Opaque.

Panel format (width × length)
240 x 400 mm, 300 x 600 mm,
600 x 600 mm, panel thickness 4 mm.

For a detailed summary of the sizing and colour options, please refer to our website.

Colours

2 standard colours.

Roof pitch

Can be used from an inclination of 18 degrees. (depending on the product and country-specific requirements)

Panel weight m²

Due to the different conditions depending on the format and country-specific requirements, this information can be found in the technical data sheets.

Mounting

Nailed or fastened with hooks.

Technical data

Detailed information can be found in the DIM - "Design and Installation Manual".

SLATES TEXTURED DRESSED




Texture Dressed is a roof tile with a rough surface and dressed edges that combines the lively look of slate with the advantages of fibre cement: long durability and high weather resistance with an incredibly light weight. Compared to a natural stone roof, installation is a breeze.

The grey based panels are available in two authentic, dark slate shades with opaque coating. Their textured structure emphasises their natural and expressive character.



Black Rock, Jaworze, Poland. Architect: Mus Architects, Katowice, Poland. Photographer: Tomasz Zakrzewski, Bytom, Poland.



Slate Black



Slate Graphite

Technical data

Panels

Base panel: Grey based.
Coating: Opaque.

Panel format (width × length)
240 x 400 mm, 242 x 500 mm,
290 x 440 mm, 300 x 600 mm,
492 x 500 mm, 600 x 600 mm,
panel thickness 4 mm.

For a detailed summary of the sizing and colour options, please refer to our website.

Colours

2 standard colours.

Roof pitch

Can be used from an inclination of 18 degrees. (depending on the product and country-specific requirements)

Panel weight m²

Due to the different conditions depending on the format and country-specific requirements, this information can be found in the technical data sheets.

Mounting

Nailed or fastened with hooks.

Technical data

Detailed information can be found in the DIM - "Design and Installation Manual".

CORRUGATED SHEETS

Unmistakable design language, curved lightness: corrugated sheets from Swisspearl set standards. Their simple design has made them a modern classic in roof and facade design.



ONDAPRESS 36



Ondapress 36 is a corrugated roof panel with a low wave height. It creates an airy, animated appearance on roofs and facades and provides a playful lightness.

Available in three neutral colours, Ondapress 36 adds the finishing touch to buildings of all kinds – from detached houses and agricultural properties to industrial buildings.



Crystal 6326



Amber 2012



Anthracite 6512

Technical data

Panels

Base panel: Grey based.
Coating: Opaque.

Panel format

Wave height 36 mm, five panel formats up to 927 x 2500 mm, panel thickness 6 mm.

For a detailed summary of the sizing and colour options, please refer to our website.

Colours

3 standard colours.

Roof pitch

Can be used from an inclination of 8.5 degrees.

Panel weight m²

13.3 kg/m²

Mounting

Visible on wooden substructure:
Screws with painted heads.

Technical data

Detailed information can be found in the "DIM-Design and Installation Manual".



ONDAPRESS 57



Ondapress 57 is a corrugated roof panel that gives roofs and facades a moving, timeless character. It envelops objects like a curtain and creates atmospheric plays of light and shadow depending on the time of day.

It is available in three natural grey tones and a subtle earth tone.

Its light weight makes it easy to install, with the large-format panels being screwed directly to the roof structure. Ondapress is storm-proof, sound-insulating and can be realised from a roof angle of just 8.5°. It is extremely durable, robust and weather-resistant. Ondapress – as resistant as the tides.



Student Residence, Wädenswil, Switzerland. Architect: Hotz Partner AG SIA, Zurich, Switzerland. Photographer: Meraner & Hauser OHG/SNC, Bolzano, Italy.



Natural Grey

Crystal 6326

Amber 2012

Anthracite 6512

Technical data

Panels

Base panel: Grey based.
Coating: Opaque.

Panel format

Wave height 57 mm, five panel formats up to 920 x 2500 mm, panel thickness 6.4 mm.

For a detailed summary of the sizing and colour options, please refer to our website.

Colours

3 standard colours and natural grey.

Roof pitch

Can be used from an inclination of 8.5 degrees.

Panel weight m²

15.2 kg/m²

Mounting

Visible on wooden substructure:
Screws with painted heads.

Technical data

Detailed information can be found in the "DIM-Design and Installation Manual".

W 130 - 8 | W 130 - 9



W 130 is a corrugated fibre cement board with timeless aesthetics and durable quality. A colour spectrum of four saturated, natural tones and four subtle shades of grey to black allows for versatile use.

W 130 offers a durable and economical solution for large roof areas in particular. The corrugated sheets are quick to install and easy to replace if damaged.

They are weather-resistant, storm-proof and the diffusion-open material minimises condensation. In addition, noise is minimised in the event of weather influences such as wind, rain or hail, which contributes significantly to animal welfare when roofing stables.



Dwór Droblin, Poland.



Technical data

Panels
Base panel: Grey based.
Coating: Opaque.

Panel format
Wave height 36 mm,
W130-8 1020 x L mm,
W130-9 1150 x L mm,
panel thickness 6 mm.

For a detailed summary of the sizing and colour options, please refer to our website.

Colours
8 standard colours and natural grey.

Roof pitch
Can be used from an inclination of 7 degrees.

Panel weight m²
11.4 kg/m²

Mounting
Visible on wooden or steel substructure:
Screws with painted heads.

Technical data
Detailed information can be found in the "DIM-Design and Installation Manual".

W 146 - 8



W 146 is a corrugated fibre cement roof panel with a classic, timeless look. It is available in four dark and two red, saturated colours and two shades of grey. It really comes into its own on large roof surfaces and facades. Strikingly light appearance and installation with unbeatable cost efficiency.

The corrugated sheet simply combines many advantages such as low weight, long durability, weather resistance, low noise and fire resistance into an economical, high-quality product.



Brf Utsikten, Sweden. Architect: Cia Callermo och Yes Arkitekter, Uddevalla, Sweden. Builder: Per Jacobsson Byggnads AB, Hjärleby, Sweden.



Technical data

Panels

Base panel: Grey based.
Coating: Opaque

Panel format

Wave height 54 mm,
format 1086 x L mm,
panel thickness 6 mm.

For a detailed summary of the sizing and colour options, please refer to our website.

Colours

7 standard colours and natural grey.

Roof pitch

Can be used from an inclination of 7 degrees.

Panel weight m²

14.0 kg/m²

Mounting

Visible on wooden or steel substructure:
Screws with painted heads.

Technical data

Detailed information can be found in the DIM - "Design and Installation Manual Largo".

W 172 - 7



W 172 is a corrugated fibre cement roof panel with a timeless design. The relatively flat wave height gives even large roof surfaces a harmonious overall appearance. Simple and beautiful.

Thanks to its product properties, W 172 cuts a fine figure even after decades. It is weather-resistant, fireproof and particularly light and durable.

The panel is available in three warm, vibrant colours and two dark shades.



Hjallerup, Denmark. Photographer: Nibe Fotograferne, Nibe, Denmark.



Tile Red



Red Brown



Mocha



Blue Black



Black

Technical data

Panels

Base panel: Grey based.
Coating: Opaque

Panel format

Wave height 54 mm,
maximum usable format 1100 x 570 mm,
panel thickness 6 mm.

For a detailed summary of the sizing and colour options, please refer to our website.

Colours

5 standard colours.

Roof pitch

Can be used from an inclination of 14 degrees.

Panel weight m²

Due to the different conditions depending on the format and country-specific requirements, this information can be found in the technical data sheets.

Mounting

Visible on wooden or steel substructure:
Screws with painted heads.

Technical data

Detailed information can be found in the DIM - "Design and Installation Manual Largo".

W 177 - 5.5 | W 177 - 6.5 | W 177 - 7



W 177 is a corrugated fibre cement roof panel with a flat wave height and clear design. It is particularly suitable for large-area roofs in the agricultural sector. Thanks to its high weather resistance, good sound insulation and diffusion openness.

A colour spectrum of five saturated, natural tones and four subtle shades of grey to black allows for versatile use.



Technical data

Panels

Base panel: Grey based.
Coating: Opaque

Panel format

Wave height 57 mm,
W177-5.5 918 x L mm,
W177-6 1025 x 1180 mm,
W177-6.5 1095 x L mm,
W177-7 1167 x 1180 mm,
panel thickness 6.5 mm.

For a detailed summary of the sizing and colour options, please refer to our website.

Colours

8 standard colours and natural grey.

Roof pitch

Can be used from an inclination of 7 degrees.

Panel weight m²

14.5 kg/m²

Mounting

Visible on wooden or steel substructure:
Screws with painted heads.

Technical data

Detailed information can be found in the DIM - "Design and Installation Manual".



P 6



P 6 is a corrugated fibre cement sheet with an expressive, shaped look. Four intense, modern colours make it a real eye-catcher on any roof.

The large-format sheet offers many advantages when designing roofs and facades. It impresses with its low weight and decades of weather resistance. Thanks to its diffusion open structure, it ensures a particularly pleasant living climate. Various length formats allow for versatile application.



Residential BK, Lambach, Austria. Architect: Arch. DI Bettina Brunner-Krenn, Lambach, Austria. Photographer: Kurt Hoerbst, Rainbach, Austria.



Grey



Dark Grey



Red



Chalet Brown

Technical data

Panels

Base panel: Grey based.
Coating: Opaque.

Panel format

Wave height 57 mm,
maximum usable format 1097 x 3000 mm,
panel thickness 6.8 mm.

For a detailed summary of the sizing and colour options, please refer to our website.

Colours

4 standard colours.

Roof pitch

Can be used from an inclination of 7 degrees.

Panel weight m²

12.4 kg/m²

Mounting

Visible on wooden substructure:
Screws with painted heads.

Technical data


Detailed information can be found in the DIM - "Design and Installation Manual".

LARGE FORMAT ROOFING

Large-format roof panels for monolithic design from the roof to the facade, for exciting visual structures. Simple, safe and quick to realise.



TECTOLIT LAP



Tectolit Lap is a large-format fibre cement board with a focus on the essentials. It leaves conventions behind and sets new standards in design: monolithic, clear lines and a flowing transition from roof to facade. For consistent and harmonious design concepts, from top to bottom. The slight overlap of the panels creates a gentle rhythm and an unmistakable appearance.

Unique. Simple. Monolithic.

Four cool shades from the Natura series and three inviting colours from the Reflex series transform the building envelope with Tectolit Lap into a perfectly shaped work of art. Two different panel formats are available.

Thanks to the innovative installation system, monolithic building envelopes can be realised easily, safely and quickly with Tectolit panels, even on large-format roof surfaces.



Single Family House, Biel, Switzerland. Architect: b. müller's architekten ag, Ipsach, Switzerland. Photographer: Juerg Zimmermann, Zurich, Switzerland.


Natura



Crystal 6326



Anthracite 6512



Anthracite 6515



Anthracite 6650

Reflex



Silver 9409



Pearl Copper 9414



Black Opal 9416

Technical data

Panels

Base panel: Grey based.
Coating: Opaque.

Panel format

2500 x 930 mm, 1520 x 930 mm,
panel thickness 8 mm.

For a detailed summary of the sizing and colour options, please refer to our website.

Colours

7 standard colours.

Roof pitch

Can be used from an inclination of 6 degrees.

Panel weight m²

15.7 kg/m²

Mounting

Visible on wooden substructure:
Screws with painted heads.

Technical data

Detailed information can be found in the "DIM-Design and Installation Manual".

TECTOLIT FLAT



Tectolit Flat is a large-format fibre cement board with purist ambition. It focusses on the essentials and opens up completely new scope for design: clear lines, special geometry and a smooth transition from roof to facade. Installed flat and without an overlap, Tectolit Flat looks as if it has been cast from a single mould. Reduced. Clear. Monolithic.

Four cool colours from the Natura series and three inviting colours from the Reflex series transform the building envelope with Tectolit Flat into a perfectly shaped work of art.



Malingamba, Bellinzona, Switzerland. Architect: SAR 360 – Arch. Matteo Viganò, Castione, Switzerland. Photographer: Meraner & Hauser OHG/SNC, Bolzano, Italy.


Natura



Crystal 6326



Anthracite 6512



Anthracite 6515



Anthracite 6650

Reflex



Silver 9409



Pearl Copper 9414



Black Opal 9416

Technical data

Panels

Base panel: Grey based.
Coating: Opaque.

Panel format

Maximum usable format 3050 x 1250 mm,
panel thickness 8 mm.

For a detailed summary of the sizing
and colour options, please refer to
our website.

Colours

7 standard colours.

Roof pitch

Can be used from an inclination
of 6 degrees.

Panel weight m²

15.7 kg/m²

Mounting

Visible on wooden substructure:
Screws with painted heads.

Technical data

Detailed information can be found in
the "DIM-Design and Installation Manual".

PLANCOLOR



Plancolor is the elegant cladding for roof overhangs. Available in various colours, the large-format panels offer the greatest possible protection for verges and fascia boards, as well as for roof structures such as skylights and dormers, in addition to design finesse. With this sophisticated roof edge cladding, the roof is beautifully finished.



Technical data

Panels

Base panel: Grey based.
Coating: Opaque.

Panel format

Maximum usable format 2530 x 1270 mm,
panel thickness 8 mm.

For a detailed summary of the sizing
and colour options, please refer to
our website.

Colours

10 standard colours.

Roof pitch

Can be used from an inclination
of 6 degrees.

Panel weight m²

15.7 kg/m²

Mounting

Visible on wooden substructure:
Screws with painted heads.

Technical data

Detailed information can be found in
the "DIM-Design and Installation Manual".

STRUCTA

Uniquely elegant character with a flowing interplay of wave shapes and flat elements combined with simple and efficient installation.

STRUCTA




Structa is an ecologically manufactured roof panel with a uniquely elegant character. Its flowing interplay of wave shapes and flat elements creates a structured appearance. Five nuanced shades of the Natura Standard colour range give Structa a matt, opaque finish and a slightly rough surface.


The material properties make Structa particularly robust and durable. A double screw connection to the roof construction guarantees maximum storm resistance. Low weight and a requirement of only two sheets per square metre guarantee efficient installation. Structa can be used on roofs with a pitch of 7 degrees or more.



Inspired by Atelier 522.



Grey 6515



Anthracite 6512



Black 6650



Coral 1020



Amber 2030

Technical data

Panels

Base panel: Grey based.
Coating: Opaque.

Panel format

Available as standard format 1175 x 625 mm, panel thickness 7.5 mm.

For a detailed summary of the sizing and colour options, please refer to our website.

Colours

5 standard colours.

Roof pitch

Can be used from an inclination of 7 degrees.

Panel weight m²

Due to the different conditions depending on the format and country-specific requirements, this information can be found in the technical data sheets.

Mounting

Visible on wooden substructure:
Screws with painted heads.

Technical data


Detailed information can be found in the "DIM - Design and Installation Manual".

CONCRETE TILES

Unmistakable classics. Distinctive design language. Lasting presence. Advanced, sophisticated technology and a high degree of design freedom in terms of shape and colour make Swisspearl concrete tiles the ideal choice for a sustainable roof.



CONCRETE TILES



At home on any roof – ‘Europa’ is the most popular variant among the concrete tiles. The combination of rounded front edge and slightly asymmetrical profile creates a harmonious and calm appearance on any roof surface.

Its elegant appearance is the ‘trademark’ of the Heidelberg concrete tiles. Its characteristic, sweeping shape accentuates the roof particularly well on larger surfaces.

Universally applicable and unmistakably beautiful: the traditional, “striking shape” makes the Strangfalz Concrete Tiles design a real classic among concrete tiles.



Europa

Heidelberg

Strangfalz



Natural Tribe House, Etmisli, Austria. Architect: Natur Holzbau GmbH, Admont, Austria. Photographer: David Schreyer, Austria.

Standard colours:



Zinc Grey

Dark Grey



Red Brown

Classic Red

Special colours for Strangfalz Roof Tiles:



Granite

Mediterranean

Technical data

Tiles

Base panel: Extruded
Coating: Opaque.

Tiles format

330 x 424 mm,
profile heights Europa Concrete Tiles 36 mm,
Heidelberg Concrete Tiles 32.5 mm,
Strangfalz Concrete Tiles 14 mm.

For a detailed summary of the sizing and colour options, please refer to our website.

Colours

4 standard colours.
(2 additional colours for Strangfalz Roof Tiles)

Roof pitch

Can be used from an inclination of 13 degrees.

Panel weight m²

Europa Roof Tiles 42 kg/m².
Heidelberg Roof Tiles 44 kg/m².
Strangfalz Roof Tiles 47 kg/m².

Mounting

Storm Clip or sidelock clasp.


Technical data

Detailed information can be found in the “DIM – Design and Installation Manual”.

It has finally arrived: the possibility of integrating functional and highly efficient solar roofs into the building envelope as an aesthetic design element.

SOLAR

SUNSKIN ROOF LAP




Aesthetic, first-class and highly efficient. Sunskin Roof Lap is the sustainable system solution for solar installations on building roofs. With their frameless, flat shape, Sunskin Roof Lap solar modules blend perfectly into the roof landscape.


They are suitable for almost any roof shape and their frameless form prevents dirt accumulating at the edges. A combination of supplementary panels for the Sunskin Roof Lap system thus enables an aesthetic and sustainable roof design.



Winery Letten, Meggen, Switzerland. Architect: Löscher Architektur GmbH, Meggen, Switzerland. Photographer: Meraner & Hauser OHG/SNC, Bolzano, Italy.



XL module



L module



M module

Technical data

Module structure
Glass – glass

Panel format
XL: External module dimensions
1940 × 857mm

L: External module dimensions
1380 × 857mm

M: External module dimensions
1010 × 857mm

For a detailed summary of the sizing and colour options, please refer to our website.

Application
Solar in-roof system suitable for many roof shapes and pitches; straight or offset joints possible.

Technical data
Detailed information can be found in the “DIM – Design and Installation Manual”.

Service

Warranty

Our products are manufactured to the highest quality standards. Production is subject to constant quality controls. This includes tests in third-party facilities, as well as in our in-house laboratories. If delivered products do not provide the specified performance, the warranty is valid, which covers the function of the panels and accessories. The warranty assumes that the instructions in the latest edition of the DIM – Design and Installation Manual have been followed.

Material properties

The printed colour shades shown may differ from the original colour shades. The sample panels should be used for the exact identification and colour coordination of neighbouring building parts. Fibre cement panels owe their unique character to natural ingredients, among other things. Slight variations between the different production batches can therefore not be ruled out.

Differences in texture and colour between the individual panels are a natural part of the production characteristics and underline the vibrant character of the facade effect. Such colour differences are not covered by the warranty.

We are here for you

With comprehensive consulting and service offers, we specifically address the needs of building owners, architects and planners in order to jointly develop qualified solutions. We support you with comprehensive expert advice, detailed documentation, technical manuals and the Swisspearl Architecture Magazine, which has become a renowned publication.

Our high-quality fibre cement products combine outstanding quality and durability to create solutions for aesthetic building envelopes and valuable living spaces. Our dedicated and competent employees are always there for you, your ideas and questions. We look forward to implementing joint projects.



Inspiration from the Swisspearl Architecture Magazine

Numerous construction projects are carried out with Swisspearl products around the world every year. Architecture can and must do a lot. Climate change and the importance of sustainable construction are a challenge for everyone involved in the planning and realisation of a building.

The building envelope of the future enables maximum energy efficiency. With the rear-ventilated facade made of fibre-cement panels, Swisspearl offers an environmentally-friendly building shell. In our Swisspearl Architecture Magazine, we present architecturally unique and outstanding construction projects around the globe every year.

Get inspired – [swisspearl.com](https://www.swisspearl.com)





